



## Pedestrian Barriers Magstop

## Full Height Turnstile MPG 162/172

Technical Data:	Type	MPG 162	MPG 172
Voltage	VAC	230	230
Frequency	Hz	50	50
Current	A	2,0	2,0
Duty Cycle	%	100	100
Protection	IP	43	43
Operating temperature	°C	-25 / +45	-25 / +45
Abmessungen Length	mm	645 - 2458	645 - 2458
Width	mm	1451 - 1623	1451 - 1623
Height	mm	2234	2234
Weight	kg	250	320

### Description

The MPG series of swing doors is designed to control cyclists, wheelchair users or similar user groups. There are two main types of swing doors: The MPG 162 which can only be applied in connection with our MPT 3x and the MPG 172 which is designed as "stand alone" version.

All MPG types can be delivered with or without induction loops. The optionally available induction loops fulfil the function to detect bicycles, wheelchairs or similar. The loops are integrated in plexiglass panels and in the railing required to guide persons. The door movement of both types is 2 x 90° with a speed of 3 sec. approx. Control of the doors is normally realized by means of access control units with or without induction loops, according to the respective requirements.

Favourable packing and freight costs are a big advantage of this product which compensates the negligible additional working time at site.

Installation can be carried out either on finished floor or on a foundation frame.

Both fixing variants are possible without any modifications at the swing door. Delivery is effected together with fixing material.

### Housing

The swing door is delivered in individual components: Cover, upper housing, base for door, door and – with the MPG172 another base. The drive unit and the control unit MMC are situated in the upper housing and are supplemented by an additional programmable controller (SPS) if the swing door is delivered with induction loops. The swing doors are available in different versions: Steel construction completely hot dip galvanized, galvanized and powder coated in RAL 7042 (standard) or in stainless steel (grade 316) polished. Other RAL-shades are available on request. On stainless steel versions the upper housing is made of 6 mm hot dip galvanized-steel and powder coated in RAL 9007.

### Technology

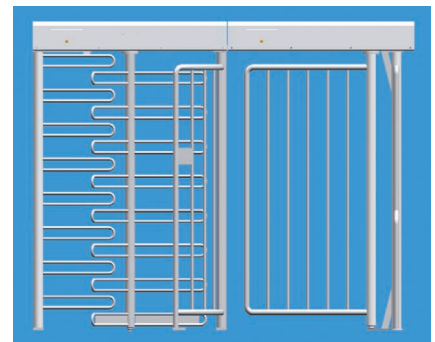
The maintenance-free Magnetic High Torque Motor **MHTM®** is the core of our drive system. This provides numerous advantages, such as silent operation, low dynamic forces, obstacle detection, and very quick opening and closing times. In the inactive state, the motor has a very low power requirement. The heat generated prevents condensation and enables use of the barrier in extreme ambient conditions. In combination with the MBC-110 logic controller, the system provides functions for a multitude of applications.

In the event of power failure the centre column is allowed to turn freely (standard option).

When the door is closed an additional locking device protects the drive unit against additional forces (e.g. caused by vandalism). The locking device is available in either locked or unlocked in case of power failure and must be specified with the order.


### Options

- Induction loops
- Over-climb protection roof
- Lighting
- Foundation frame
- Enclosure to incorporate access control devices
- IP 54



Combination of MPG 162 and MPT 3\* or MPT 132/152

In currentless condition the gate barrier can be opened manually.  
(does not apply for additional locking "currentless locked")  
The MHTM® is designed to have a useful life of more than **10 million cycles** or at least **10 years** in applications as a pedestrian barrier.



## Motor controller MMC-120

The motor controller permits precise regulation of the motor taking account of parameters such as torque, speed, acceleration and braking in any position.

### Main features of the motor controller:

- ▶ CAN bus for integration in a network
- ▶ Safety release, e.g. by a fire alarm system
- ▶ Precision position regulation
- ▶ Adjustable acceleration and braking ramps
- ▶ LEDs for diagnosis
- ▶ Dimensions: 220 mm (L) x 141 mm (W) x 62 mm (H)




## Logic controller MBC-110

The logic controller offers a high degree of functionality and flexibility to meet customer-specific requirements. It can control the pedestrian barrier either by means of serial commands from a communication point, or using digital inputs and outputs.

The MBC-110 controls all functions of the barrier independently. It accepts opening commands from an external access-control system such as a card reader or a finger-print reader, etc.

### Main features of the logic controller:

- ▶ CAN bus or serial interface for integration in a network
- ▶ Control extensions via RS232/ RS422/ RS485/ CAN bus /PC bus
- ▶ 9 digital inputs, 6 relay outputs, 4 MOSFET outputs
- ▶ Functions: open, direction of passage, emergency, wrong direction, counting impulse, card-reader locking
- ▶ LEDs and display for service and diagnosis purposes
- ▶ DIP switches for simple selection of operating modes and functions
- ▶ Dimensions: 220 mm (L) x 185 mm (B) x 60 mm (H)



## Declaration of Conformity

The barriers and controllers comply with CE requirements.  
On request barriers can be supplied with UL or other certification.

